


JBL


TO GET THE BEST
VIDEO PROJECTOR, YOU REALLY
SHOULD SEE A PROFESSIONAL.




JBL PROFESSIONAL'S MODEL 6810




Built-in, 178-channel stereo tuner eliminates the extra expense of an external tuner or a special adapter to decode stereo broadcasts.



The Model 6810 has three RF inputs, two sets of direct video and stereo inputs, and an RGB input (TTL or analog) for computers.



If floor space is at a premium, our hardware kit makes ceiling mounting quick and easy.



The Model 6810 provides both front and rear projection of sharp, bright pictures (5 to 15 feet diagonally) onto all types of screens.

Note: Image shown is actual TV projection.



Wireless, 40-function Remote Control unit offers optional on screen display of the selected function.

If your video projector fails in a professional environment, you lose money and prestige.

Professional reliability is what distinguishes JBL Professional's new Model 6810 Video Projector from the competition. The Model 6810 performs brilliantly, hour after hour, in all kinds of demanding environments: corporate training rooms, clubs, colleges and universities, churches, and more. Yet it's still priced lower than other commercial projection systems requiring costly options and add-ons.

Just what you'd expect from a professional video projector. Just what you'd expect from JBL Professional.

THE BUILT-IN TUNER AND AMPLIFIER. The Model 6810 has a

178-channel, cable-ready stereo tuner. You don't need to buy an expensive external tuner just to watch television... plus there's no need for a special adapter to decode stereo broadcasts or second audio programs (SAP). And with 178 channels to choose from, you can hook right into many popular cable systems without adding an external converter box.

The Model 6810's rugged, built-in stereo amplifier is a perfect match for a pair of our legendary JBL Professional loudspeakers. With the amplifier's "expanded sound" capability, you can make mono signals simulate stereo or give stereo programs a truly theater-like sound by adding greater depth.

THE FLEXIBILITY. The Model 6810 is engineered to adapt to a wide variety of applications and operating environments. It provides both front and rear projection on any flat or curved screen, with a picture measuring five to fifteen feet diagonally. The projector's efficient configuration lets you position it almost anywhere—the floor, a shelf, a cart or a cabinet. The unit can also be conveniently floor or ceiling mounted.

The Model 6810 is designed for quick and easy installation. The projector's convergence assembly pivots out from the chassis so you can get a clear view of both the screen and the convergence controls during installation.

The projector's board layout is engi-

neered to ensure cool, stable operation—even in hot and humid environments. The area between the tubes and lens assemblies is carefully sealed to prevent smoke and dirt build-up.

THE REMOTE CONTROL. The Model 6810 includes a wireless 35-button, 40-function Remote Control unit that puts viewing power in the palm of your hand. The system will even give you an on screen display of each remote function you select. With all those buttons to choose from, you can swiftly adjust almost everything but the final score of the football game!

THE INPUTS. The Model 6810 has three RF inputs—for antenna, cable or other sources—that you won't find on

any tunerless TV. There are also two sets of direct video and stereo inputs to accommodate hardware like your VCR, videodisc player, etc. There's even an RGB input (TTL or analog) that lets you connect computers and other RGB-output equipment to your system. That means you can use the Model 6810 for room-size computer displays.

THE PICTURE. The proof is in the picture—and JBL's crisp picture makes skillful use of the latest video technology. Extra-wide video bandwidth circuitry, superior optics, and liquid-cooled tubes work together to project a picture with remarkable clarity and detail.

The Model 6810 breaks new ground in picture stability, too. The set utilizes

dual high/low power supplies for better internal regulation. It even has a special Sync Lock circuit that straightens out those irritating, tilted pictures you sometimes get with copy-guarded tapes.

THE JBL REPUTATION. JBL Professional. A respected audio leader for more than 40 years now brings new professionalism to light in the world of video.

When the picture needs to be professional, turn to JBL. Our Model 6810 Video Projector has the rugged reliability and impressive features professionals need...at a price that every professional can appreciate. Get the picture at your authorized JBL Professional Video dealer.

SPECIFICATIONS:

GENERAL

PICTURE SIZE:	Shipped for 100" (2.4m) diagonal, flat screen application. May be adjusted for any screen size from 5' to 15' (1.4m-4.3m) measured diagonally, and adjusted for flat or curved screen surfaces. Lens to screen distance is 113" (271cm) at 100" and is approximately 1.5 times the width of the screen.
MOUNTING:	Floor or ceiling mountable with optional ceiling hardware package. Adjustable for front or rear screen projection.
BRIGHTNESS:	Greater than 250 lumens at specified resolution with full screen display.
RESOLUTION:	Greater than 350 lines NTSC, greater than 400 lines composite, greater than 600 lines RGB. Video amplifier bandwidth 12 MHz with CCD comb filtering and surface acoustic wave (SAW) filtering to eliminate video/audio intermodulation.
SCANNING:	Vertical frequency 59.997 Hz, Horizontal frequency 15.75 kHz (525 lines)
REMOTE:	Wireless, hand held, remote control, 35 buttons, forty functions
AUDIO:	Built-in stereo amplifier with minimum 10 watts continuous sine wave per channel at 8 Ω . "Five-way" speaker connections provided on rear of Projector to the right of the Input/Output panel.
SIZE:	15" H x 36" L x 24" W (36cm x 86 cm x 58cm)
CARTON:	40" x 29" x 19¼" (96cm x 97cm x 47cm)
WEIGHT:	82 lbs (37kg) net, 100 lbs (45kg) shipping
POWER:	120 VAC, 60 Hz, typical 180 W, maximum 200 W

VIDEO SIGNAL

BUILT IN TUNER:	NTSC, 178 channels, North American broadcast and cable frequencies.
RGB:	0.7V p-p analog or TTL level, using DB-9 (9 pin Miniature D) jack.
RF:	Three RF inputs (ANT, ACC1, ACC2).
COMPOSITE:	Two composite video inputs, 1V p-p, negative sync. Inputs are switchable on the control panel or remote. Composite inputs may be bridged or terminated. Continuous tuner video output jack. Sync output and blanking input with NORM/INSERT switch allows overlay with external character generator.

AUDIO SIGNAL

Built in decoder for Zenith/dbx stereo and SAP broadcast signals, L&R audio input for AV/1 and AV/2 (bridged or terminated), continuous fixed level tuner audio output in mono and L&R. Switchable "Expanded Sound" feature simulates stereo with monaural input and enhances separation of stereo source material. Optional L&R audio input switchable with RGB input.

CONTROLS

CONTROL PANEL/REMOTE CONTROL:	Power, static horizontal and vertical convergence controls for Blue and Red with internal switched test pattern (NORM/TEST),* Detail control, Sync Stabilization control,* Display (overlay ON/OFF),* Picture, Brightness, Color, Tint, Balance (L/R), Bass, Treble, Volume, Mono/ Stereo, Audio Expand (ON/OFF), SAP (ON/OFF), ADD & DELETE (for selected channel access), Time set, Scan (UP/DOWN), Recall (last channel recall), Channel selection 0-9 plus 100, ANT, ACC1, ACC2, AV1, AV2, RGB, Norm/Cable, Preference switch for recall of designated channel with settings.
--------------------------------------	---

INPUT/OUTPUT PANEL:	RGB (TTL or Analog), Overlay (Norm/Insert), Audio Video Input (Bridged/Terminated)
----------------------------	--

*Control Panel only